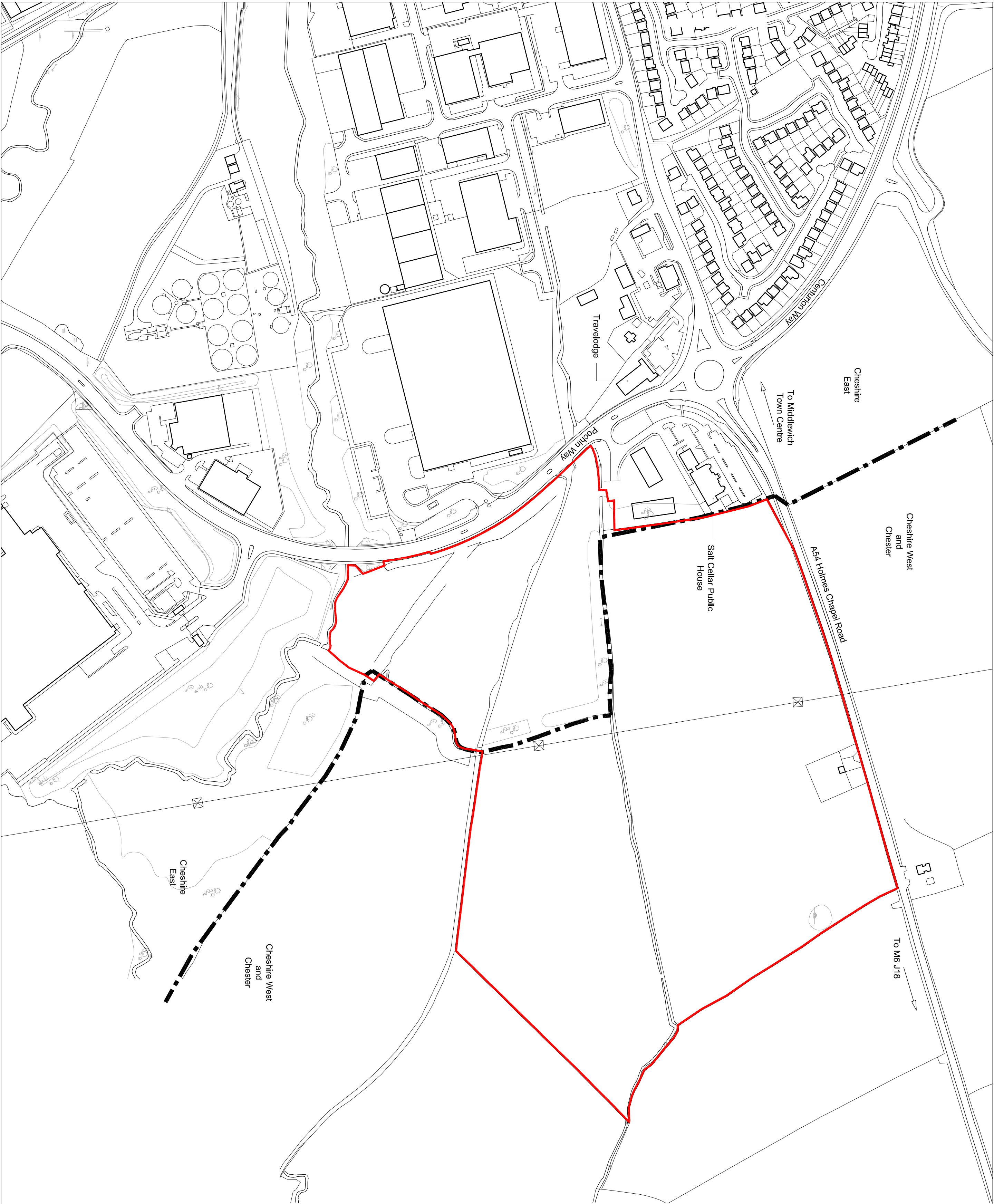
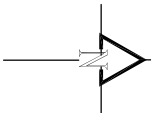
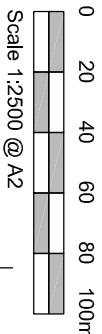


NOTES

- All dimensions and levels are to be checked on site.
- Any discrepancies are to be reported to the architect before any work commences.
- The drawing shall not be scaled to ascertain any dimensions. Work to figured dims only.
- The drawing shall not be reproduced without express written permission from AEW
- Title overlay drawings and ownership boundaries are produced using all reasonable endeavours. AEW does not warrant the accuracy of the data or the absence of discrepancy of base plans supplied to them.

DESIGN HAZARD IDENTIFICATION

- Help pressing gas pipes - further information to be obtained to ascertain suitable assessments and safety procedures
- Overhead electric cables - assumed no building underground cables, further information required to procedures regarding site equipment
- Minor water courses - suitable procedures and care to be taken when working near water



rev	date	drawn	checked
A	28/06/13	DOH	AL
Cheshire East Council and Cheshire West and Chester Council boundary line shown along with the right application boundary			
Initial Issue	28/02/13	MS	AL

drawing stage	Feasibility
drawing date	Preliminary
client	Pochin Property

project
Cheshire FRESH
Holmes Chapel Road, Middlewich

Location Plan

date 28/02/13 drawn MS
scale 1/2500 @ A2 checked AL